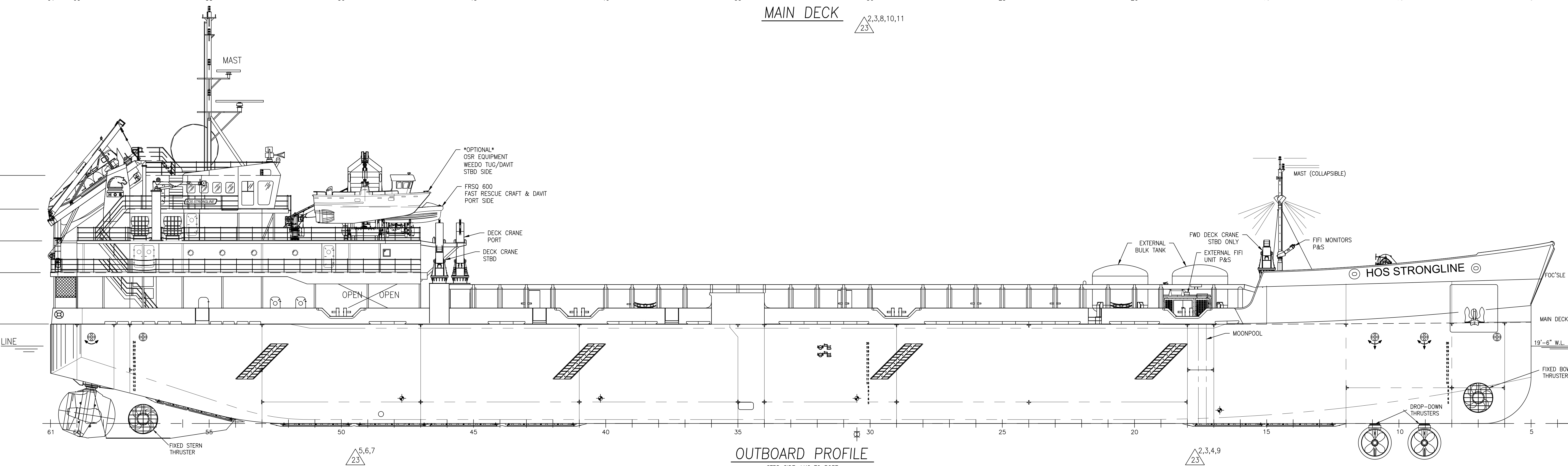


MAIN DECK
2,3,8,10,11



OUTBOARD PROFILE
STBD SIDE, LKG TO PORT
2,3,4,9

REVISIONS				
REV	ZONE	DESCRIPTION	DATE	BY
23	ALL	1. DRAWING UPDATED TO CURRENT HOS FORMAT.	11/19/19	SMM
1-5A		2. ADDED EXTERNAL BULK TANK FARM FR19 MAIN DK.		
1-5C		ADDED CRASH RAIL AT AFT END.		
1-5D				
3-29C				
3-29D				
1-5A		3. ADDED C18 FIFI PUMP UNITS APPROX FR17 P/S		
1-5C				
1-5D				
2-28C				
3-28D				
1-4B		4. ADDED FFS FIRE MONITORS AND REPRESENTATIVE DISCHARGE PIPING @ FOC'SLE FROM FIF UNITS P/S		
3-28C				
3-28D				
1-10B		5. ADDED WEEDO CRAFT AS OPTIONAL, PORT SIDE 3RD DECK.		
3-33A				
1-10B		6. RELOCATED LIFERAFT DAVIT FROM FWD STBD END 3RD DECK TO AFT STBD 3RD DECK. RELOCATED LIFERAFTS TO SUIT.		
3-33B				
1-10B		7. ADDED FRSQ 600 RESCUE CRAFT AND DAVIT FWD END STBD SIDE 3RD DECK.		
3-33B				
1-5D		8. ADDED DECK MOUNTED FIFI SYSTEM FUEL TANK APPROX FR19, STBD SIDE MAIN DECK.		
1-5A		9. MOONPOOLS ADDED 27'-47" O.D. P/S 2' 10-3/4" AFT OF FR17 FROM MAIN DECK, ADJUSTED TANK CAPACITIES TO SUIT.		
2-17A				
2-17B				
2-17C				
2-17D				
1-7D		10. REMOVED INDICATION OF "OPTIONAL MOONPOOL".		
1-10D		11. REMOVED TUGGER WINCHES & DIESEL HPU UNITS, MAIN DECK AFT & FOC'SLE DECK PORT & STBD.		
3-28C				
3-28D				
1-1A		12. DRAWING NUMBER REVISED TO 1.002 TO REFLECT GA FOR I/L SERVICE.		

PRINCIPAL CHARACTERISTICS - I/L SERVICE

LENGTH OVERALL	381'-4"
LENGTH BETWEEN PERPENDICULARS	373'-4"
BREADTH OVERALL (INCLUDING FENDERS)	74'-4"
BREADTH MOLDED	72'-0"
DEPTH MOLDED AT SIDE	25'-0"
DEPTH MOLDED AT CENTERLINE	25'-6"
SCANTLING DRAFT	19'-6"
TONNAGE (ITC)	5984 GT
LIQUID CARGO	30,961 BBL
RIG FUEL	36,274 BBL
RIG WATER	1,352,836 USG (32,210 BBL)
FRESH WATER	64,979 USG
PERSONNEL ACCOMMODATIONS	52 PERSONS
OVERFLOW ACCOMMODATIONS	56 PERSONS
L SERVICE	
SUMMER LOADLINE DRAFT, MOLDED	19' 1-9/16"
DEADWEIGHT @ LOADLINE	7,881 LT
I SERVICE	
SUMMER LOADLINE DRAFT, MOLDED	17'-3"
DEADWEIGHT @ LOADLINE	6,567 LT

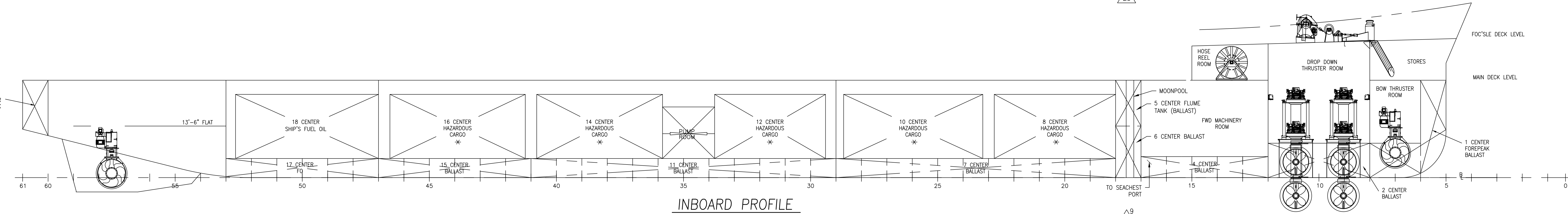
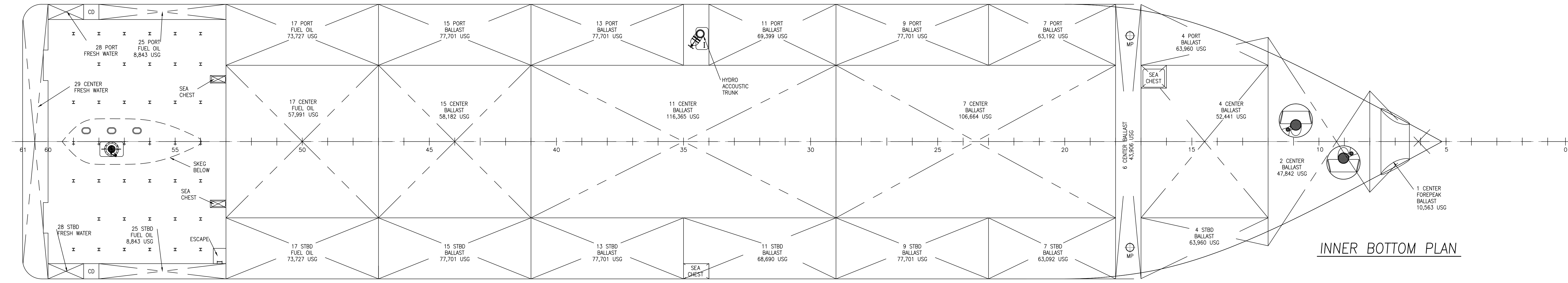
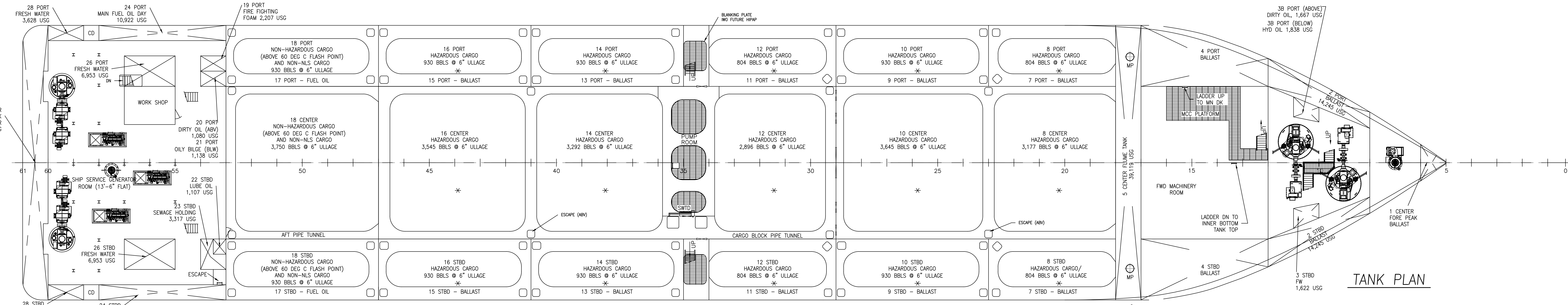
11.	WING TANK LIQUID MUD AGITATION SYSTEM ARR & DETAILS	8,410
10.	STERN Z-DRIVE FOUNDATION DETAILS	5,340
9.	SKEG DETAILS	2,501
8.	MACHINERY ARRANGEMENT, ALL LEVELS	7,001
7.	MOORING ARRANGEMENT	3,501
6.	RUBBER BUMPER DETAILS	3,601
5.	HOSE REEL FOUNDATION	3,852
4.	GRATINGS, ALL LEVELS	4,710
3.	SPECIFICATIONS FOR MULTI-PURPOSE SUPPLY VESSEL DATED 24 APRIL 2006 REV 2	
2.	STAIRS, ALL LEVELS	4,101
1.	MAIN DECK & TOP OF TANK STRUCTURE	2,201
NO.	TITLE	DRAWING NUMBER
REFERENCES		

HOS 370 MPSV / HOS STRONGLINE

THIS DRAWING, DESIGN CONCEPT AND SPECIFICATIONS ARE THE PROPERTY OF HORNBECK OFFSHORE SERVICES AND ARE FURNISHED ON A CONFIDENTIAL BASIS WITH AN EXPRESSED UNDERSTANDING THAT THEY WILL NOT BE COPIED IN ANY MANNER USED FOR MANUFACTURE, SOLD, TRANSFERRED, NOR USED TO THE EXTENT OF SAID FROM WHICHEVER ORIGIN.

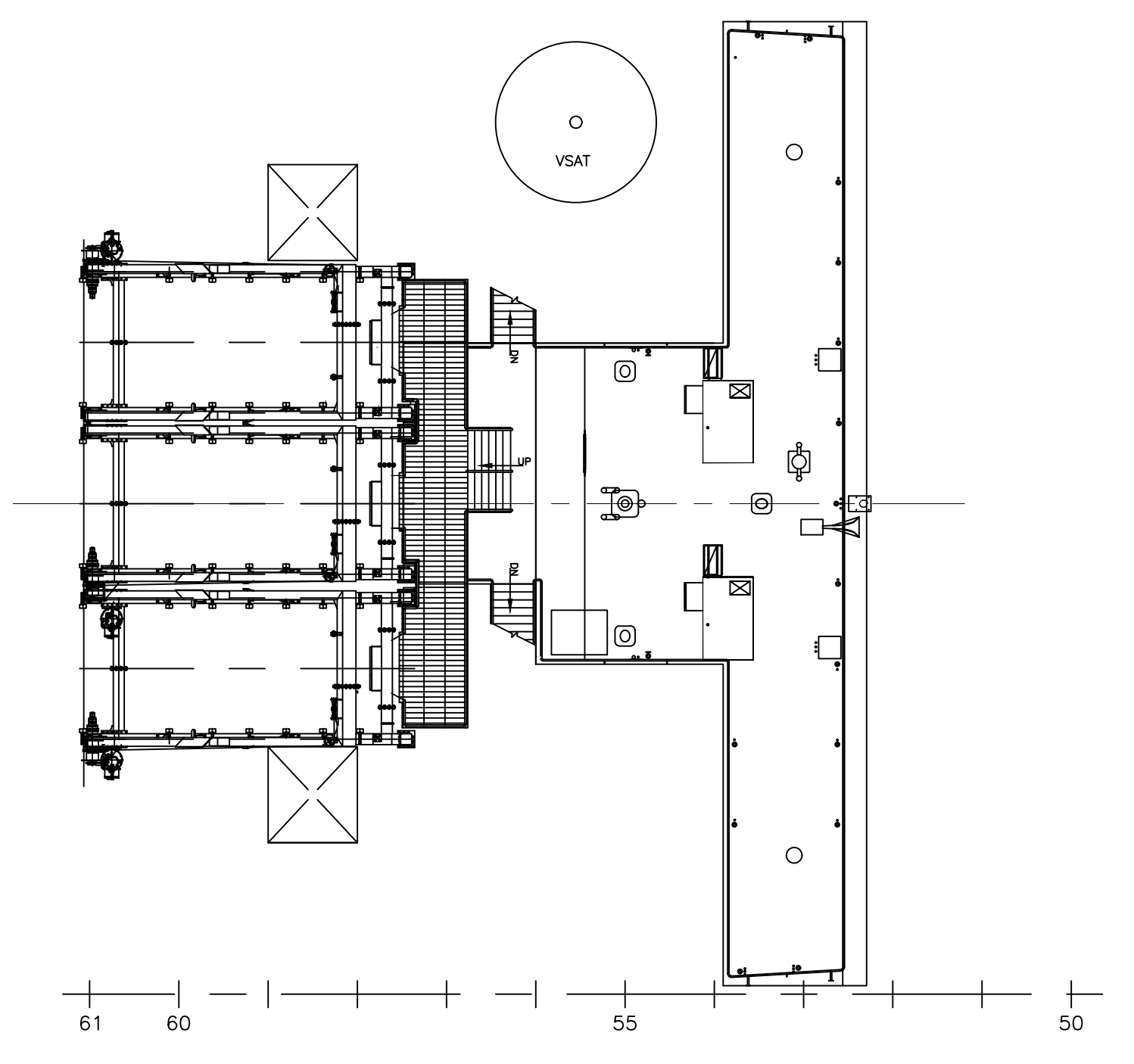
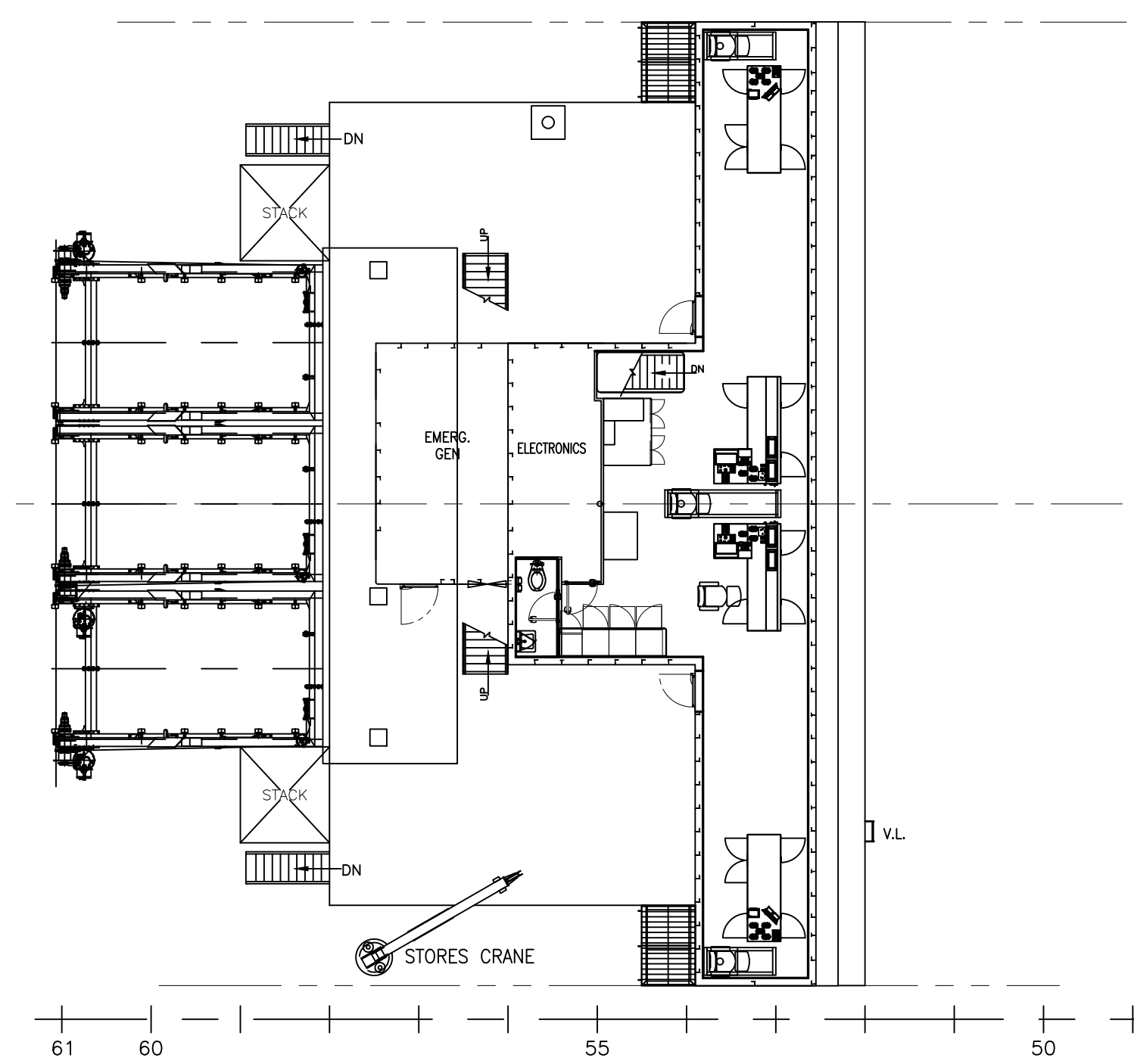
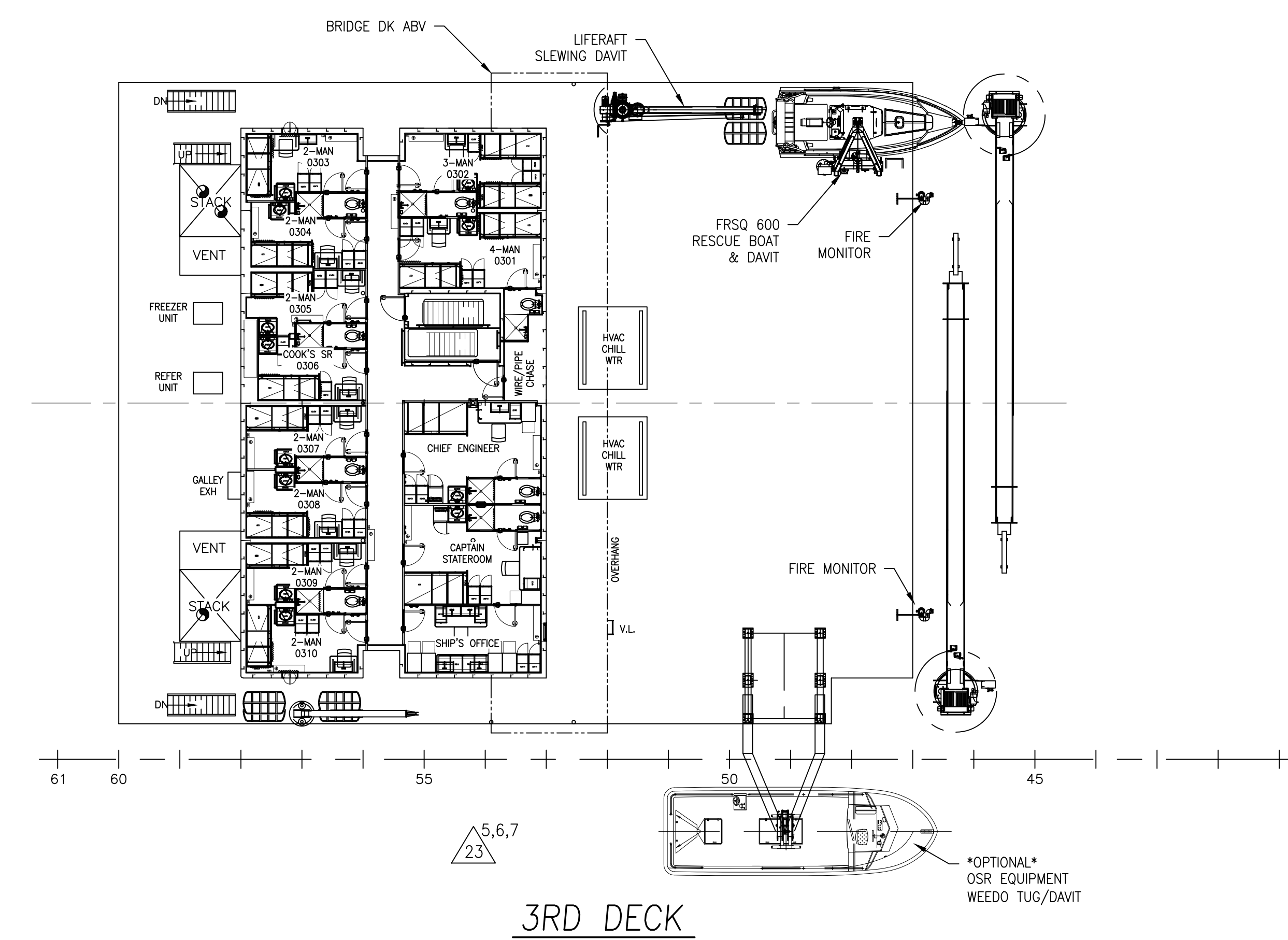
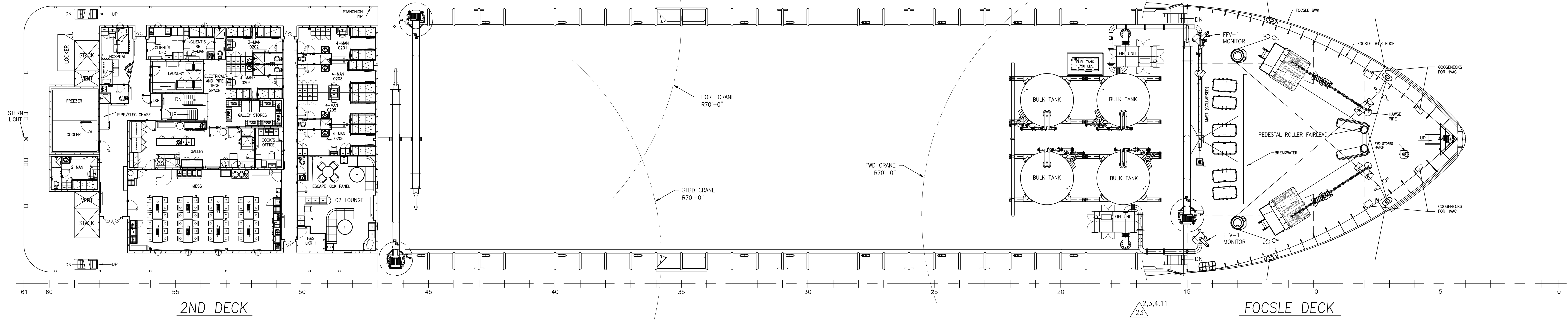
HORNBECK OFFSHORE SERVICES

DRAWN BY: S. MAUL	373'-4" X 72'-0" X 25'-0"		SIZE D
CHECKED BY: M. KIRBY	GENERAL ARRANGEMENTS I/L SERVICE		
APPROVED BY: J. GUIDRY	TASK No. 7093	DRAWING No. 1,002	SCALE: 3/32"=1'-0" DATE: 10/02/19 REV. 2,3
	HULL No. 15	SY: EST	SHEET 1 OF 3



* RECOVERED OIL TANKS IN OSR-C1 SERVICE

		GENERAL ARRANGEMENTS I/L SERVICE		SIZE D
TASK No. 7093	DRAWING No. 1,002	SCALE: 3/32"=1'-0" DATE: 10/02/19	SHEET 2 OF 3	REV. 23
HULL No. 15		HORNBECK OFFSHORE SERVICES		REV.



	GENERAL ARRANGEMENTS I/L SERVICE			SIZE D
	TASK No. 7093	DRAWING No. 1,002	SCALE: 3/32"=1'-0" DATE: 10/02/19	REV. 23
	HULL No. 15	ISY: ESI	SHEET 3 OF 3	
	HORNBECK OFFSHORE SERVICES			