

8 7 6 5 4 3 2 1

GENERAL NOTES

1. THE VESSEL SHALL BE DESIGNED AND CONSTRUCTED IN FULL COMPLIANCE WITH THE 2011 AMERICAN BUREAU OF SHIPPING (ABS) RULES FOR BUILDING AND CLASSING STEEL VESSELS UNDER 90 METERS LENGTH. THE VESSEL SHALL RECEIVE CLASSIFICATION SYMBOLS: ABS, *A1, *AMS, *ACCU, *DPS-2 NOTATION, *A1 FFV CLASS 1, OFFSHORE SUPPORT VESSEL, OSR-C2, ©, CRC.

THE FOLLOWING ARE THE PRINCIPLE CHARACTERISTICS:

REGULATORY LENGTH 294 FEET
 BEAM 64 FEET
 DEPTH 24 FEET 6 INCHES
 ADMESUREMENT ITC GRT 3835

NO BERTHS 26 (INCLUDES 2 PERSON HOSPITAL)

2. THE VESSEL SHALL ALSO COMPLY WITH THE U.S. COAST GUARD REGULATIONS, SUBCHAPTER L, OFFSHORE SUPPLY VESSELS, WITH SUBCHAPTER S STABILITY REQUIREMENTS FOR CARRYING MORE THAN 16 OFFSHORE WORKERS, AND SUBCHAPTER I, MISCELLANEOUS CARGO VESSELS PER NVIC 2-95 ACP. CERTIFICATION SHALL BE PROVIDED FOR INTERNATIONAL VOYAGE, UNRESTRICTED SERVICE.

3. THE VESSEL SHALL COMPLY WITH FULL CURRENT SOLAS AND MARPOL REGULATIONS AS MAY APPLY, WITHOUT EXCEPTIONS. GMDSS AREA A-3 REQUIREMENTS SHALL APPLY.

TOP OF MAST
 105'-6 11/16" ABL

PILOT HOUSE ROOF*
 65'-3" ABL

PILOT DECK*
 56'-3" ABL

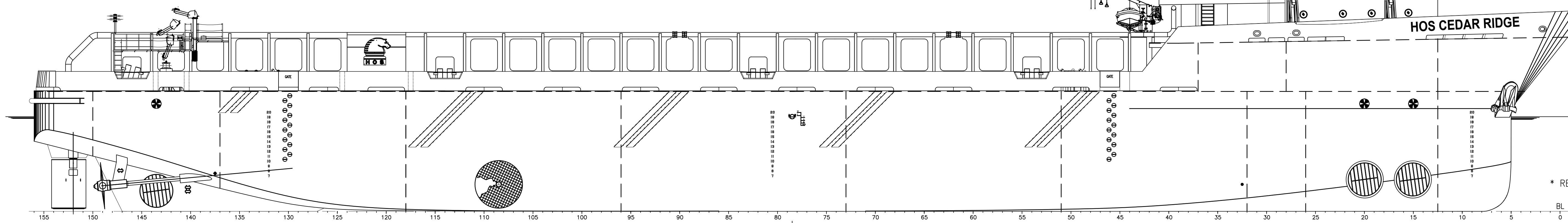
03 DECK*
 52'-3" ABL

02-DECK*
 43'-5" ABL

FOCSLE DECK*
 34'-5" ABL


MAIN DECK
 24'-6" ABL

* REFERENCE HEIGHT AT FRAME 37



OUTBOARD PROFILE

SCALE: 3/32"=1'-0"



MAIN DECK

SCALE: 3/32"=1'-0"

HOSMAX 320 / HOS CEDAR RIDGE

THIS DRAWING, DESIGN CONCEPT AND SPECIFICATIONS ARE THE PROPERTY OF HORNBEEK OFFSHORE SERVICES AND ARE FURNISHED ON A CONFIDENTIAL BASIS WITH AN EXPRESSED UNDERSTANDING THAT THEY WILL NOT BE COPIED IN ANY MANNER USED FOR MANUFACTURE, SOLD, TRANSFERRED, NOR USED TO THE DETRIMENT OF SAID FIRM WITHOUT WRITTEN PERMISSION. 1005 ©
 HORNBEEK OFFSHORE SERVICES

DRAWN BY: A. RHODA	319'-6" X 64' X 24'-6"			SIZE D
CHECKED BY: M. STANSBURY	OUTBOARD PROFILE & GENERAL ARRANGEMENTS			REV. 2
APPROVED BY: P. LUBRANO	TASK No. 7868	DRAWING No. 1,001	SCALE: AS NOTED DATE: 09/28/15	REV. 2
LAST SAVE/PLT: 6/8/2023 1:08 PM		SHEET 1 OF 3		
ENG: JSULLIVA				
SHEET: ANSI D 22X34				

8 7 6 5 4 3 2 1

16

15

14

13

12

11

10

9

D

D

C


C

B

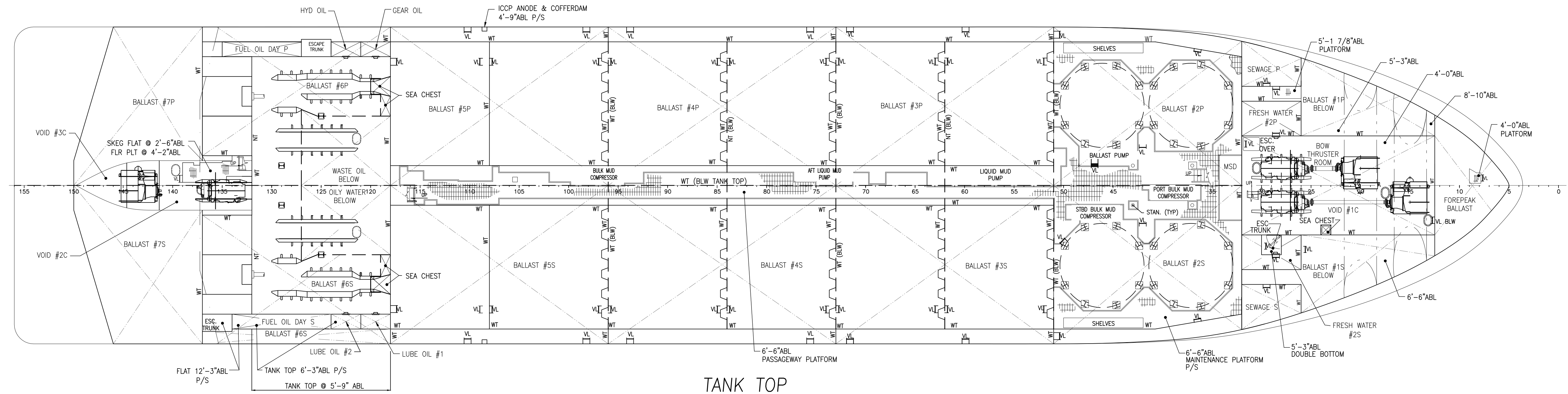
B

A

A



HOLD/MEZZANINE PLAN
SCALE: 3/32"=1'-0"



TANK TOP
SCALE: 3/32"=1'-0"

<p>HORNBECK OFFSHORE SERVICES</p>	<p>THIS DRAWING, DESIGN CONCEPT AND SPECIFICATIONS ARE THE PROPERTY OF HORNBECK OFFSHORE SERVICES AND ARE FURNISHED ON A CONFIDENTIAL BASIS WITH AN EXPRESSED UNDERSTANDING THAT THEY WILL NOT BE COPIED IN ANY MANNER USED FOR MANUFACTURE, SALE, TRANSFER, NOR USED TO THE DETRIMENT OF SAID FIRM WITHOUT WRITTEN PERMISSION.</p>			<p>OUTBOARD PROFILE & GENERAL ARRANGEMENTS</p>	<p>SIZE D</p>
	<p>TASK No. 7868</p>	<p>DRAWING No. 1.001</p>	<p>SCALE: AS NOTED</p>	<p>DATE: 09/28/15</p>	<p>REV. 2</p>
	<p>HULL No. 2015</p>	<p>SY: VTHM</p>	<p>SHEET 2 OF 3</p>		

16

15

14

13

12

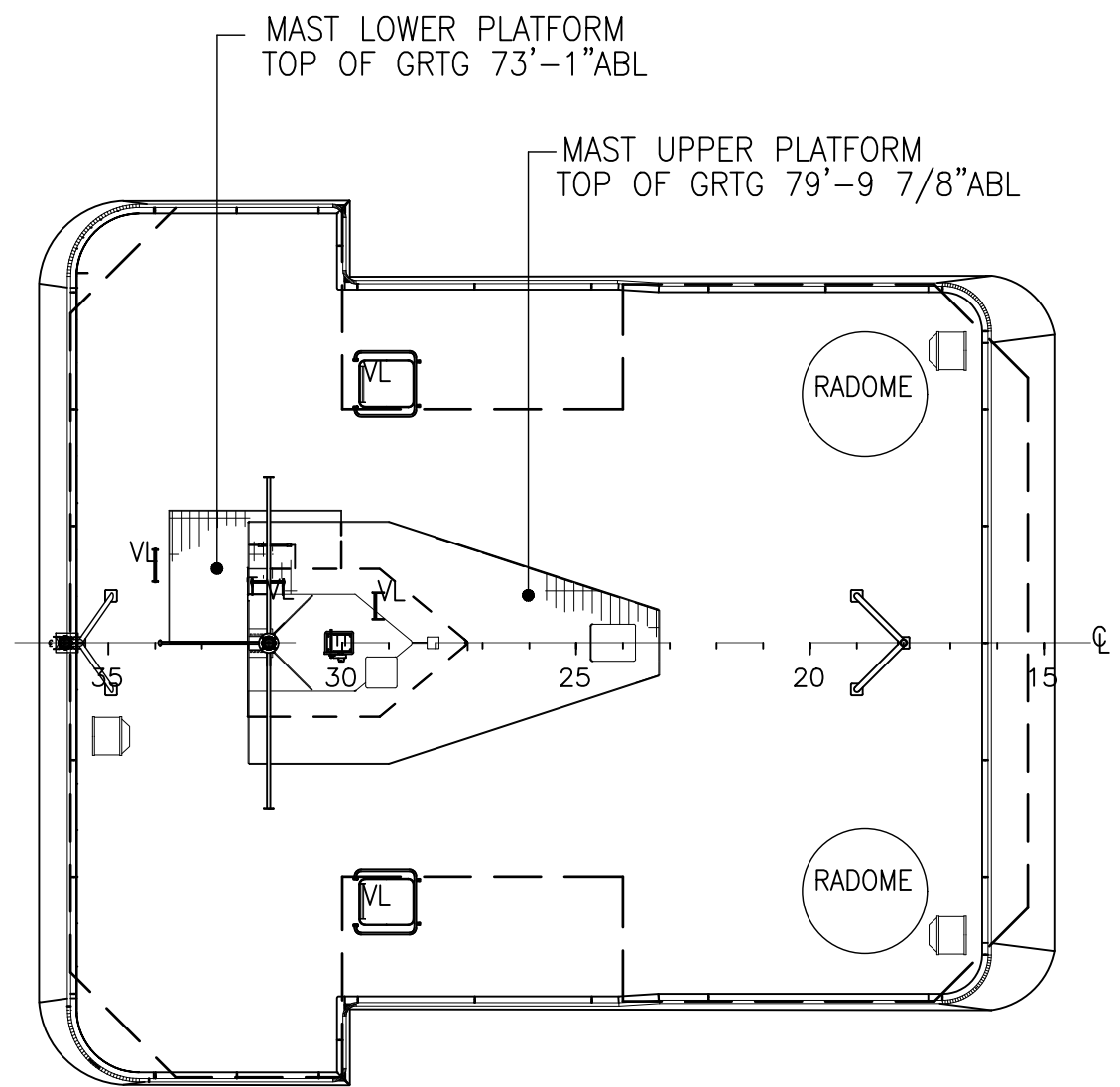
11

10

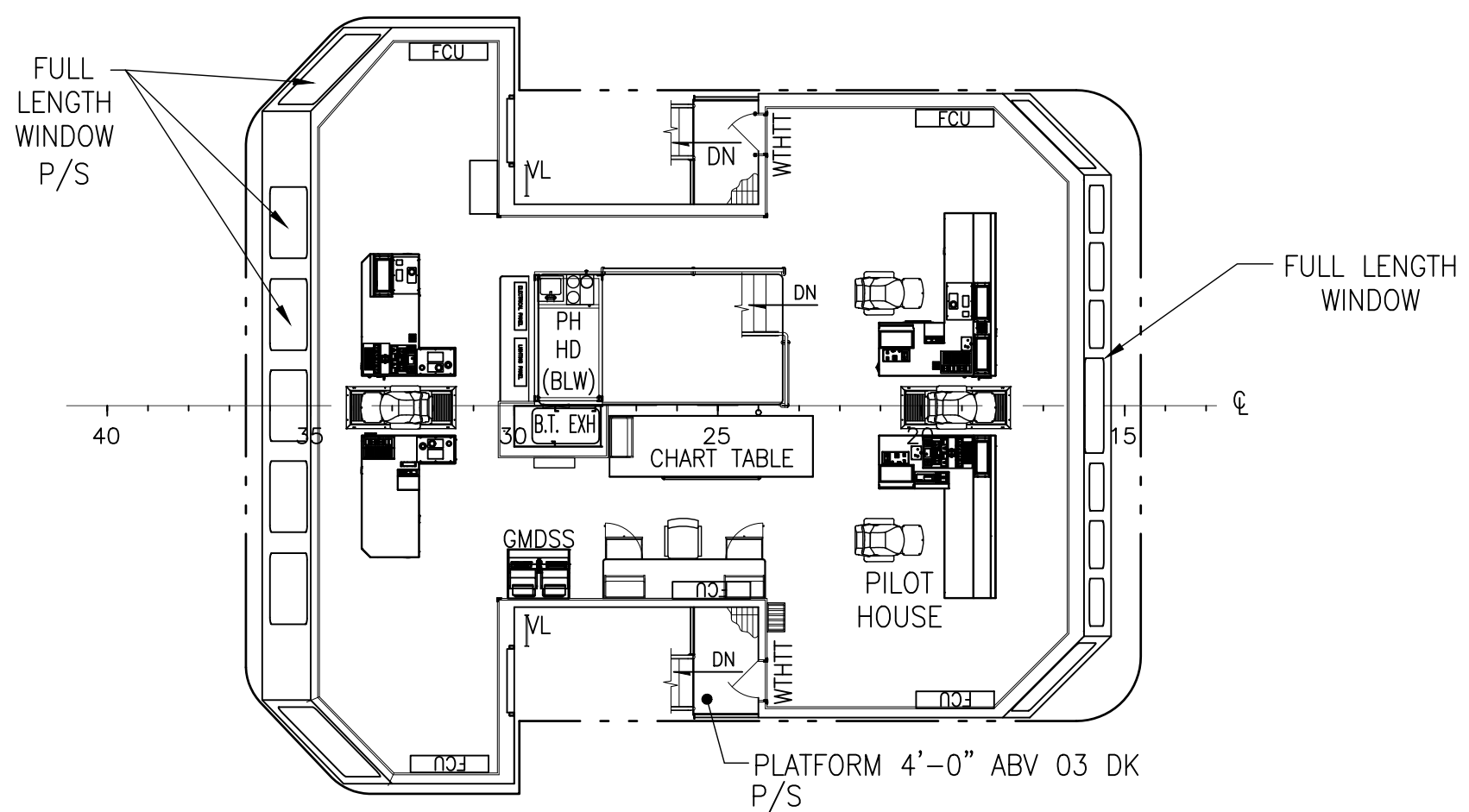
9

D

D



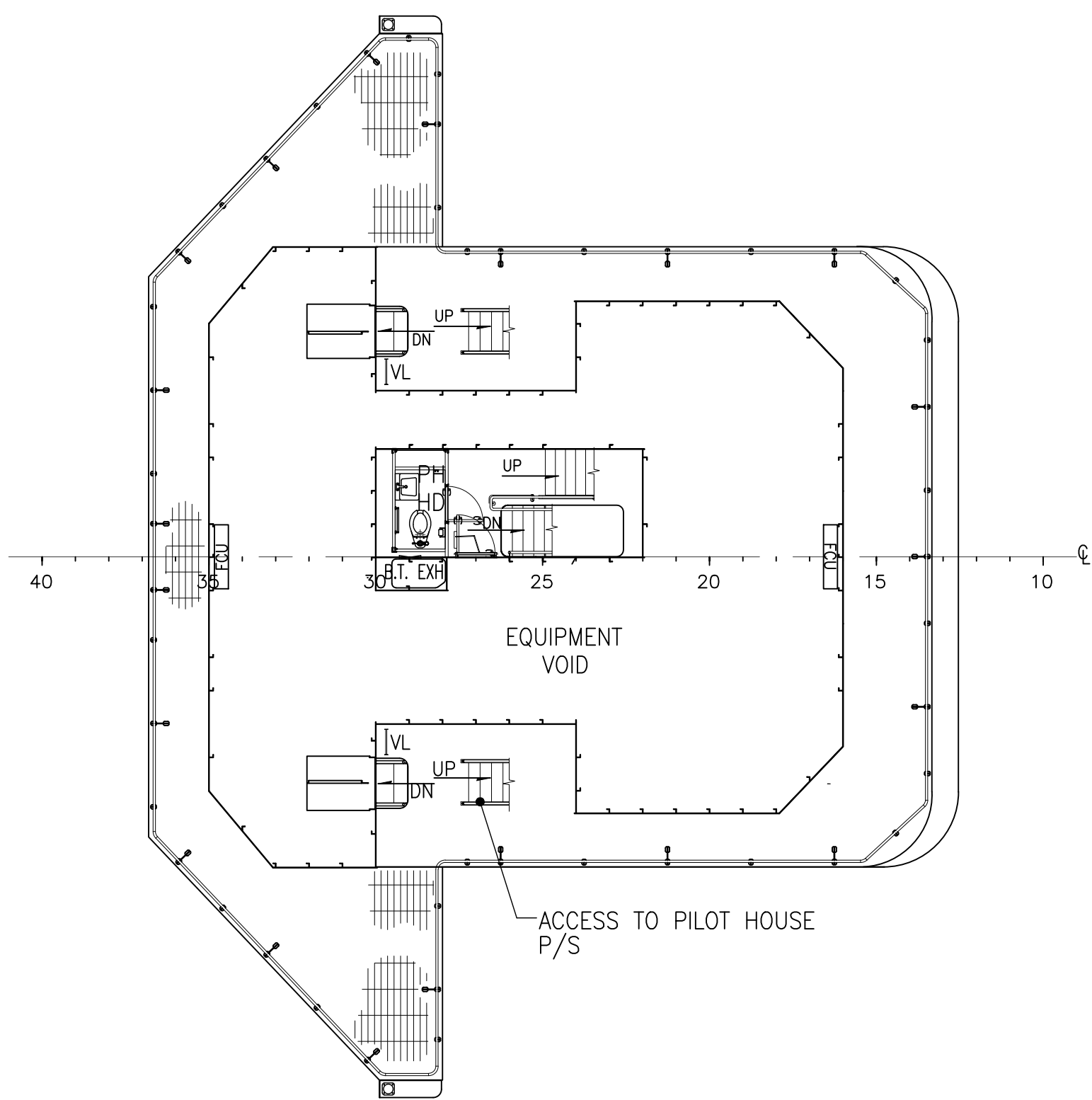
PILOT HOUSE TOP
SCALE: 1/8"=1'-0"



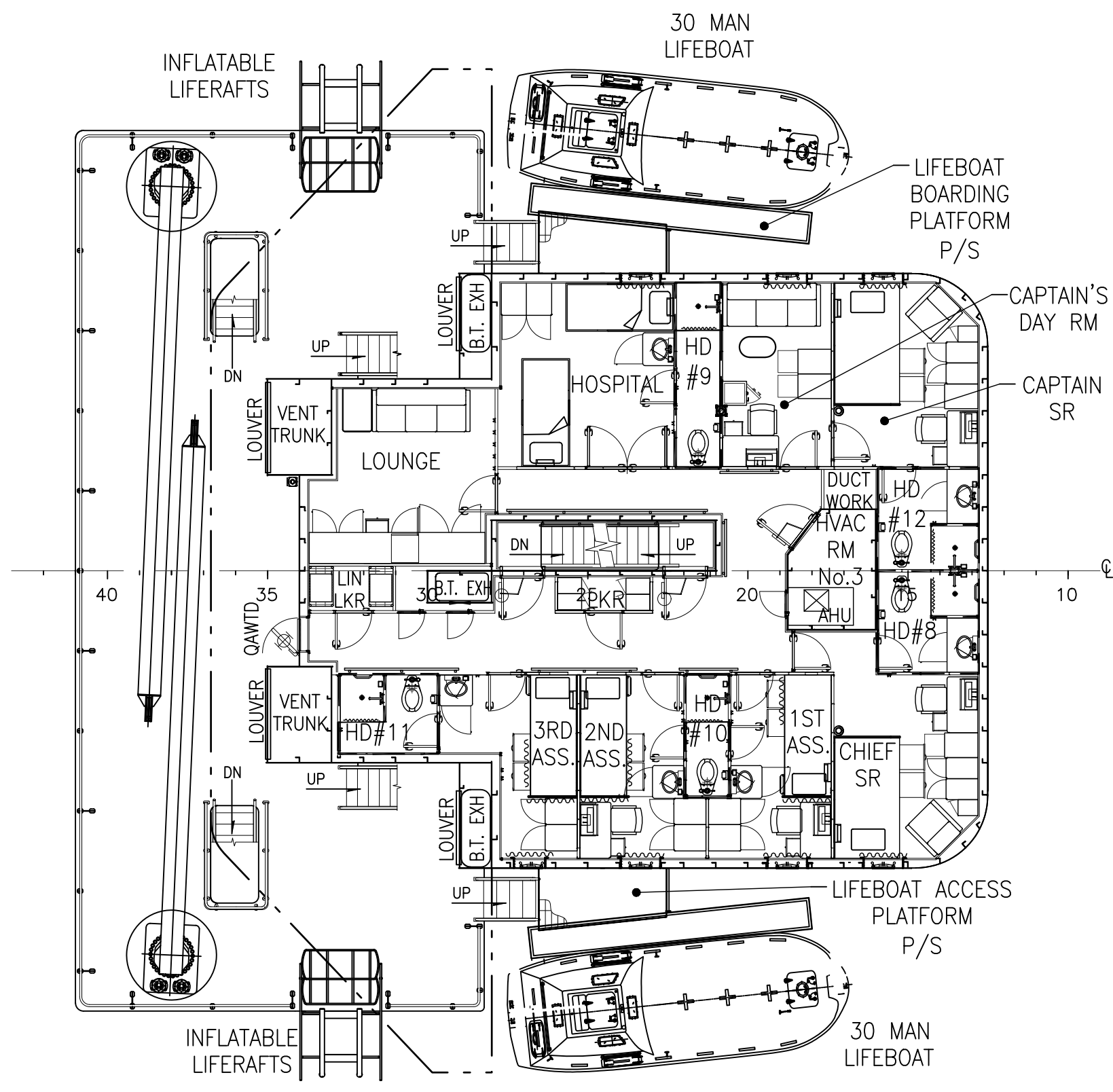
PILOT HOUSE DECK
SCALE: 1/8"=1'-0"

C

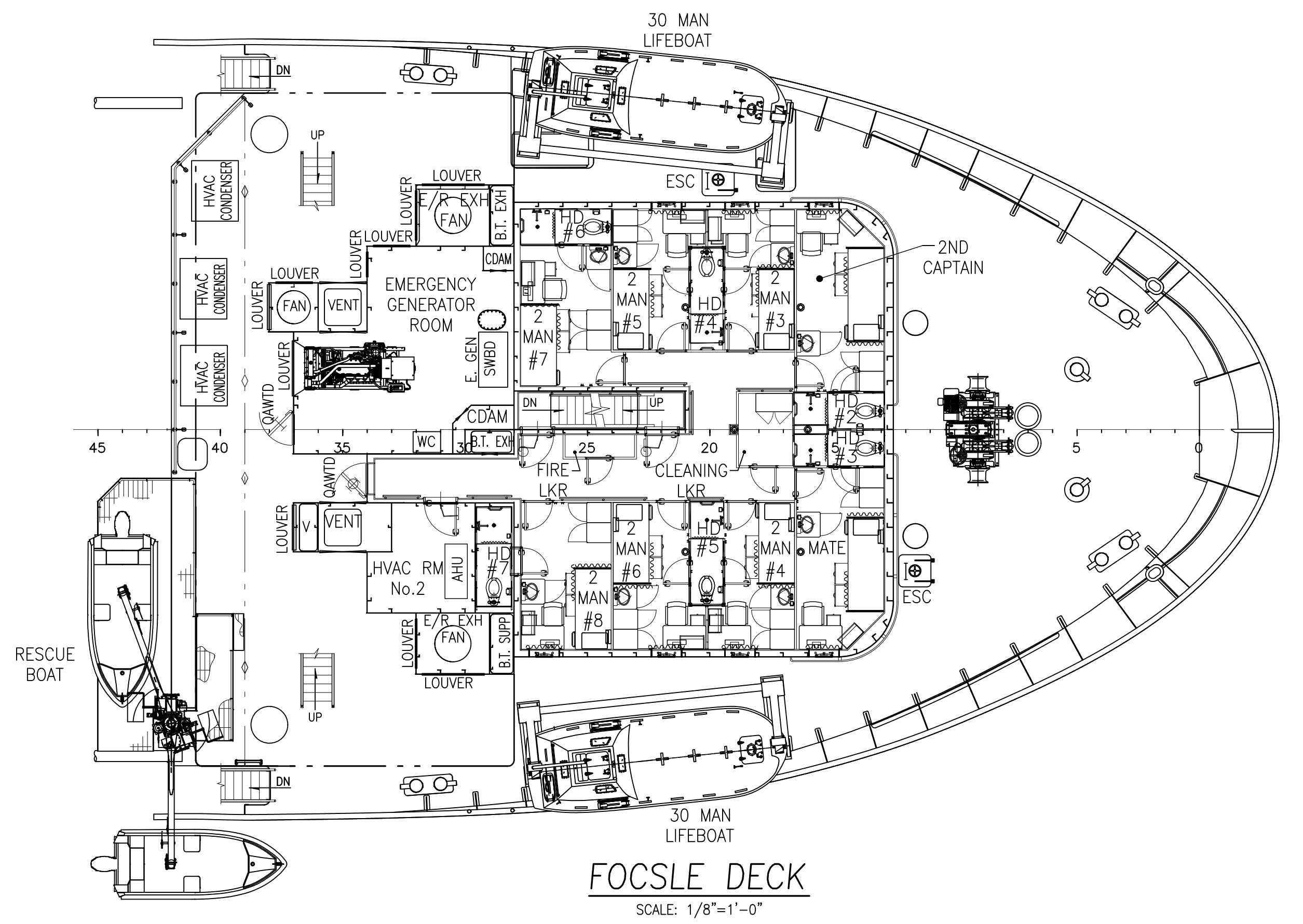
C



03 DECK
SCALE: 1/8"=1'-0"



02 DECK
SCALE: 1/8"=1'-0"



FOCSLE DECK
SCALE: 1/8"=1'-0"

A

A

	THIS DRAWING, DESIGN CONCEPT AND SPECIFICATIONS ARE THE PROPERTY OF HORNBECK OFFSHORE SERVICES AND ARE FURNISHED ON A CONFIDENTIAL BASIS WITH AN EXPRESSED UNDERSTANDING THAT THEY WILL NOT BE COPIED IN ANY MANNER USED FOR MANUFACTURING, SOLD, TRANSFERRED, NOR USED TO THE DETRIMENT OF SAID FIRM WITHOUT WRITTEN PERMISSION.		TASK No. 7868	DRAWING No. 1.001	SCALE: AS NOTED	REV. 2	
	HORNBECK OFFSHORE SERVICES		HULL No. 2015	SY: VTHM	DATE: 09/28/15	SHEET 3 OF 3	
	OUTBOARD PROFILE & GENERAL ARRANGEMENTS						SIZE D
							REV.